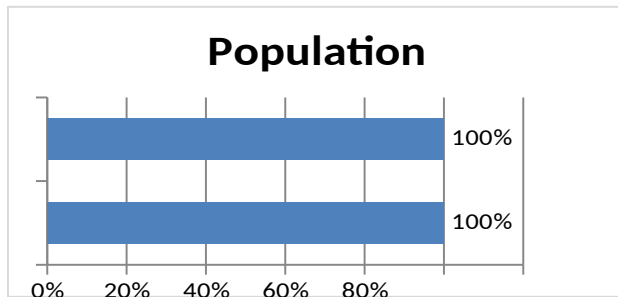


Graphs and Tables (Liberal Arts)

	2012			2013			2014			2015		
	Grad Summary	sample	survey	Grad Summary	sample	survey	Grad Summary	sample	survey	Grad Summary	sample	survey
BA/AB	4	1	1	3	1	1	1	0		1	0	

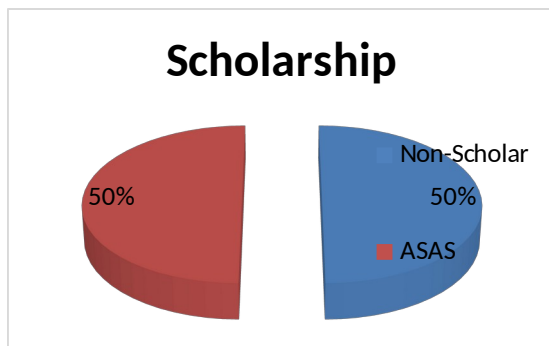
Profile of Graduates

The collected parameters to illustrate the respondent's profile have been classified into the number of respondents per year per program and the enrollment status.



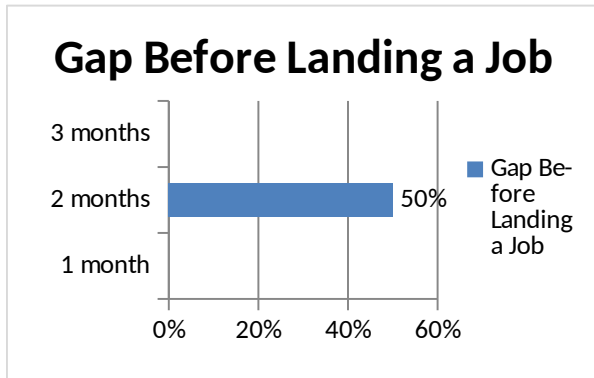
The graph presents the total percentage of surveys gathered from the given sample size of students per program/per year. The total number of AB graduates from 2012-2015 is nine (9), the sample size requires 1 respondent for 2012 and another 1 for 2013. The total percentage of surveys gathered from the Liberal Arts graduates is 100%.

Type of Participants



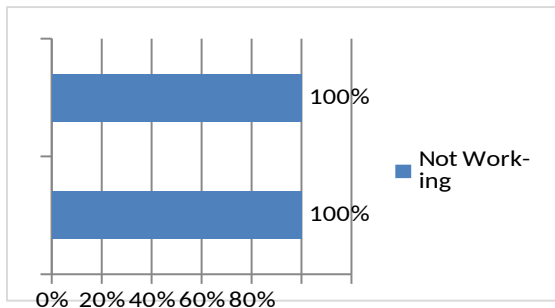
The data presents that 50% of the respondents are fee-paying while the remaining 50% has availed the scholarship for Student Assistants, ASAS.

Job Acquisition

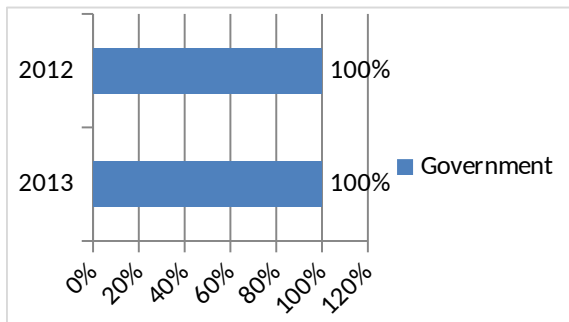


The data revealed that among the respondents of the AB graduates, 50% found a job within 2 months after graduation. The gap indicates that AB graduates do not find it difficult to look for a job as they are able to acquire a job shortly after graduation.

Current Employment Job Status



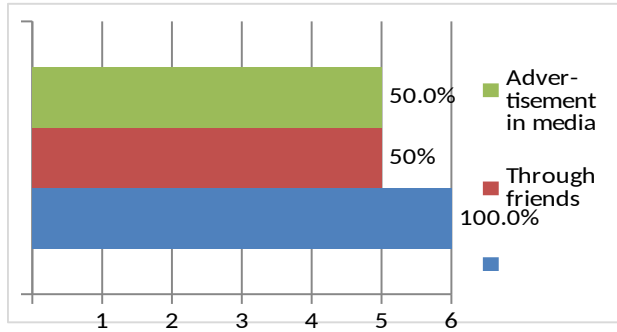
Types of Organization



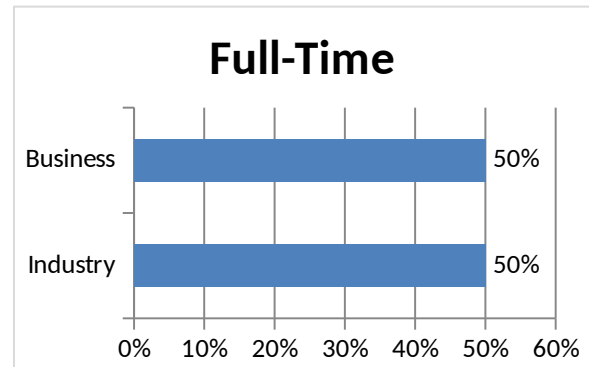
All of our respondents (100%) are currently employed; respondents from 2012 and 2013

are all working full-time in Private Companies. Our respondents are employed in a BPO industry and in an Oil Business.. AB graduates are expected to work in offices, school, and in any business organizations given that they meet the academic requirements necessitated in a certain position. Graduates of this program can be a journalist, researcher, and can even proceed to being a lawyer. A number of students that successfully graduate with liberal arts education find jobs in the education and teaching profession, graduates can also take the Licensure Exam for Teachers and the Licensure Board Exam for Librarians once they have equipped themselves with the requisites to proceed to in order to practice the profession.

Knowledge of Job Vacancy

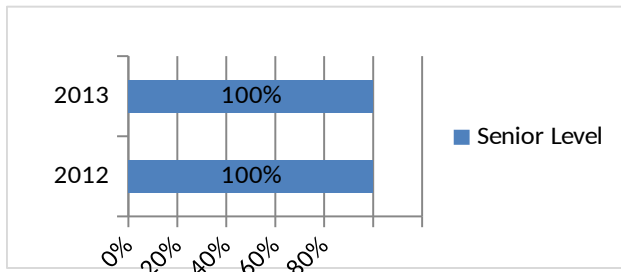


Employment type

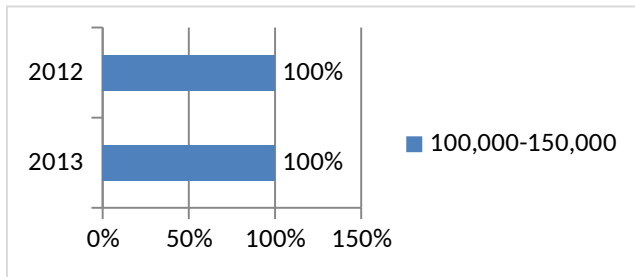


It should be recognized that amongst the respondents, 100% are working full-time in a leading BPO Industry in the city and in a Private Oil company in Luzon. The graduates came to know about their current job after graduation through **Advertisement in Media** and **Through Friends**. They have relied on the information and referral mostly from these sources to acquire their first jobs.

Designation

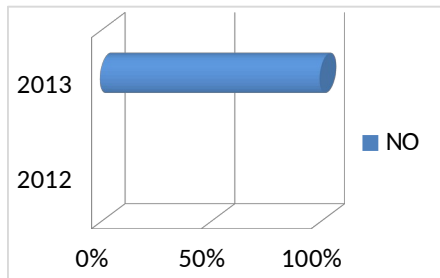


Annual Income Range

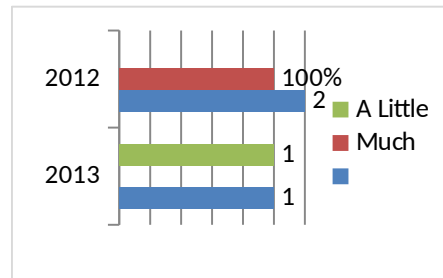


The data further indicates that 100% of the respondents' job designation is on **Operational Level**. The graphs above also presents that 100 % of the respondents are earning an annual income rate of up to 100,000php. It shows that the remuneration of the respondents from 2012 and 2013 are within the minimum wage.

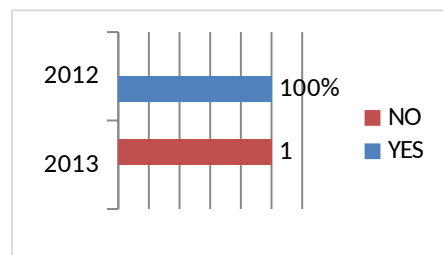
Job Challenges



Job Satisfaction



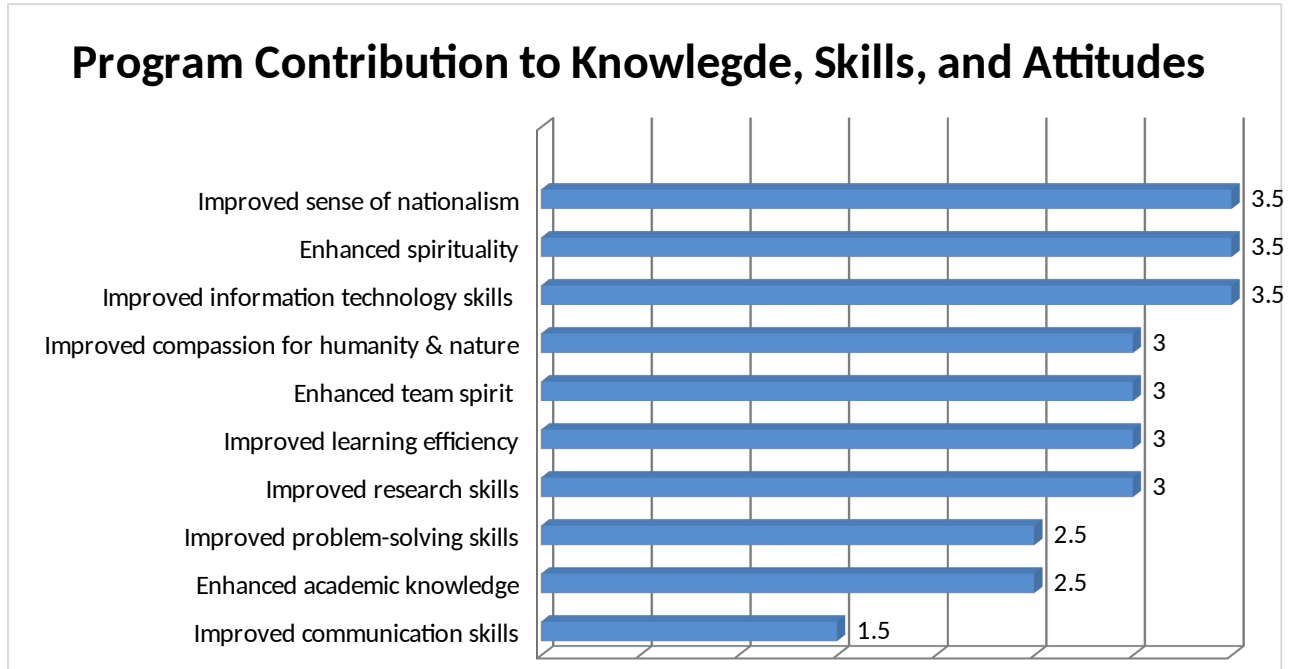
Likelihood of staying on the Job



The graphs above presents that the respondents from 2013 face some major problems in the job assignment, and has also indicated that the level of contentment is *a little* satisfied, and has no intention of staying in the same job. On the other hand, 100% of the respondent from 2012 stated that they are *Much* satisfied with their current job, in which they intend to stay in the same job/profession.

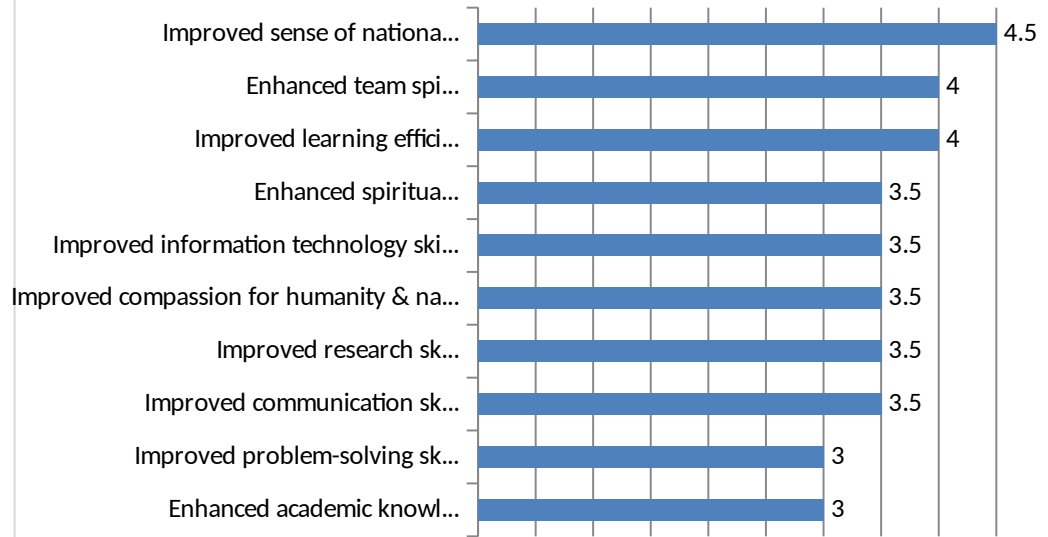
Program Review

The graphs below establish the views of graduates regarding the study experience at LCCB in which supported their current employment and sought their assessments of the programs.



The Graduates were asked to rate the relevance of knowledge, skills and attitudes which enabled them the most in their professional careers. Overall, the respondents believed that their *Improved sense of nationalism*, *Enhanced spirituality*, and *Improved Information technology skill* have equally ranked first with a mean rate of 3.5 in giving them reasonable competency in their fields, this falls in the mid-range in a scale of 1-5 with the verbal description of **Satisfactory**. It can be interpreted that the respondents' empathy, positive discernment because of the sound spiritual formation that LCCB has provided, and the respondents' technological and multimedia skills also create a huge impact in their attitude towards work and with the people that they work with.

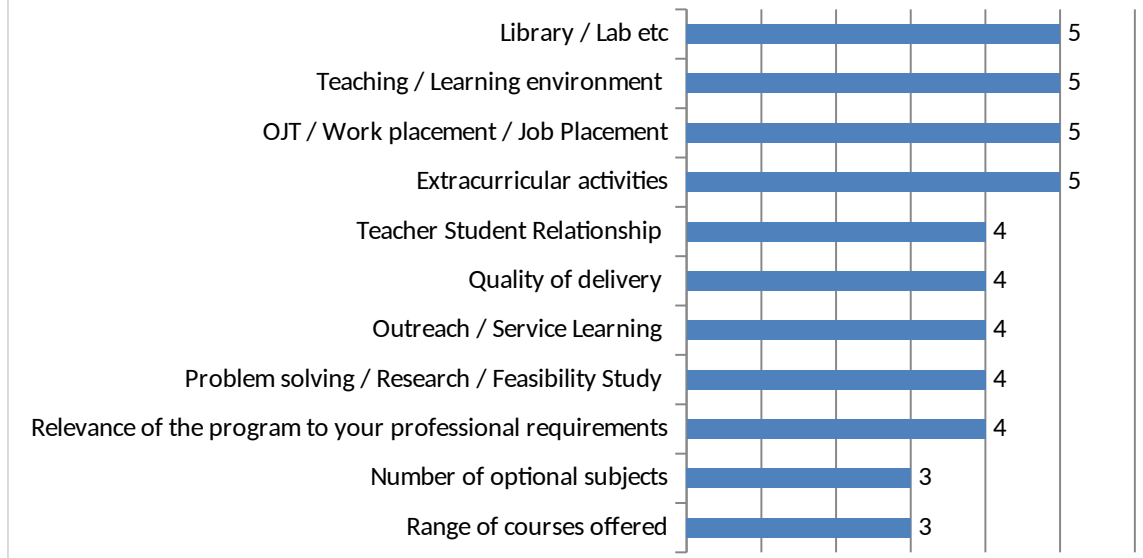
Relevance of Education in Present Job



The respondents were then asked to evaluate the relevance of their education/programs and how qualified they feel in their work because of the knowledge attained at LCCB. The respondents' gave a mean rate of 4.5 in *Improved sense of nationalism*. This falls in the high range in a scale of 1-5 with a verbal description of **Very Satisfactory**. It should be recognized that the graduates' satisfaction and awareness to the relevance of the education they acquired in LCCB is high and that they found these advantageous in the changing job market.

The data suggests that In terms of the academic perceptions, many of the respondents were generally satisfied with the qualifications and skills obtained from LCCB. A large number of graduates felt they were able to work a few months after graduation because of these competencies that helped them holistically.

Strengths & Witnesses of the Program



The graph presents the major strengths and weaknesses of the institutional program that the respondents attended. A rate of 5 in *Library/Lab/ etc*, Teaching/Learning Environment, OJT/Work placement/Job Placement, and Extracurricular activities were provided by the respondents. The result falls in the **Highest** range in a scale of 1-5, and was assigned the verbal description of **Excellent**. The respondents find that the institution's facilities and laboratories are not only operational; they are also conducive and beneficial for learning. The respondents also appreciated the activities, programs and extracurricular activities that were provided and conducted by their program. The seminars and events have created an impact for their learning.

We can conclude that the respondents have received good benefit from their study, and have been satisfied with their education at LCCB. The information given by the respondents suggest that In terms of the academic perceptions, our respondents were satisfied with the qualifications and skills obtained from LCCB. They have acknowledged that the holistic learning acquired in school has a great relevance in the current job.

Generally, the aptitude earned from the institution and the improvement of their capacities and skills appeared to give the recent graduates better access to the labor market.